





Designed and manufactured in Singapore

BS15

Bedside Cabinet

Feature Highlights


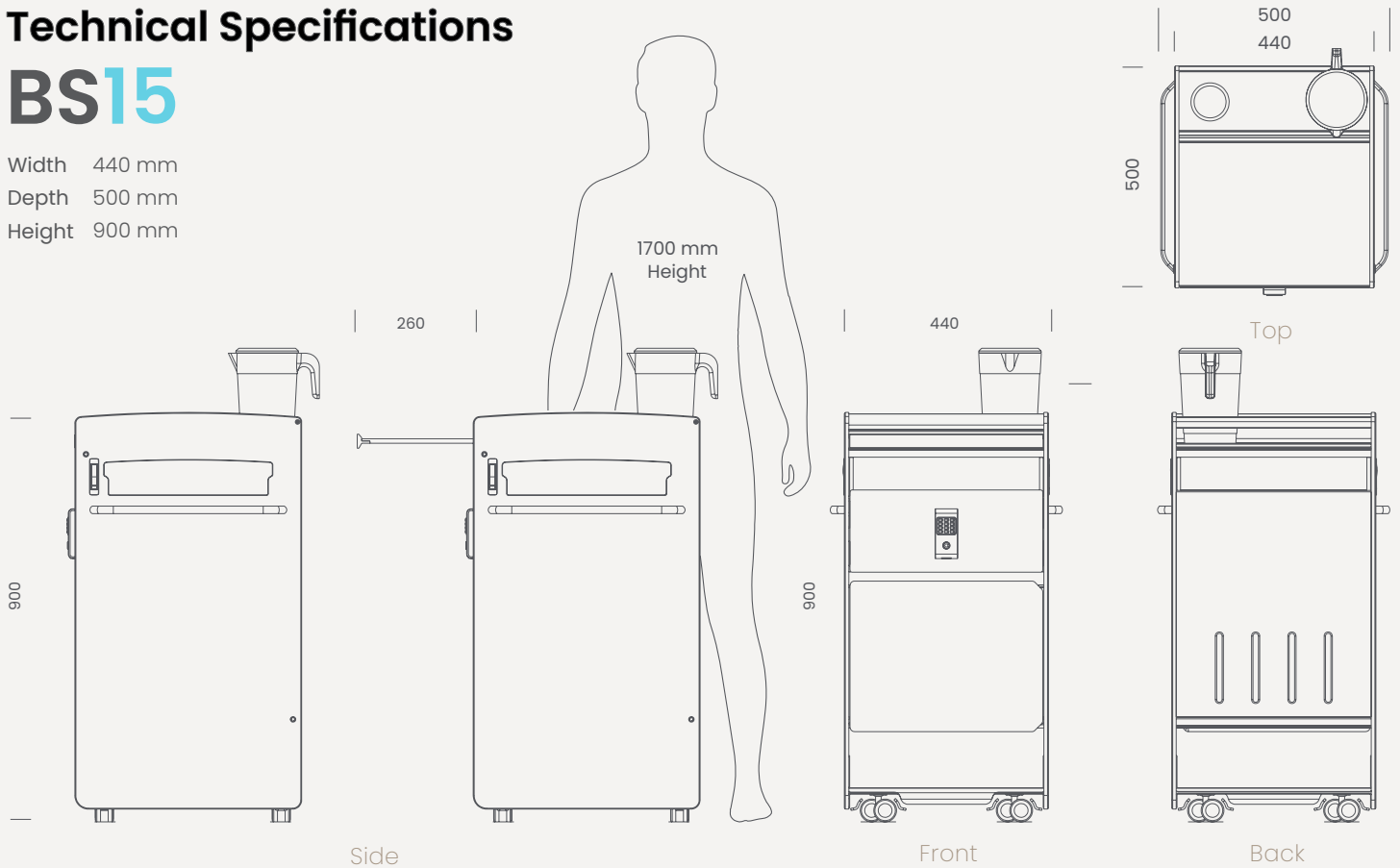
- Modern design. Future proof modular construction
- Anti-microbial, in compact laminate (Phenolic) material
- Durable moisture resistant non-rotting material
- Rounded corner with raised worktop edges with spill containment
- Easy side access to lower tier storage compartment
- Digital keypad lock with backlit with mastercard override.
- Drawer with ease of opening from bed
- Side recessed flipout hooks and front slide out tray
- Soft closing drawers and swing doors
- Swing door compartment with left or right opening
- 50mm castors, front locking with oversize lever
- Easy to maintain with means to replace all faulty parts
- Auto nightlight and USB charging ports (optional)



Technical Specifications

BS15


Width 440 mm
Depth 500 mm
Height 900 mm



Customisation

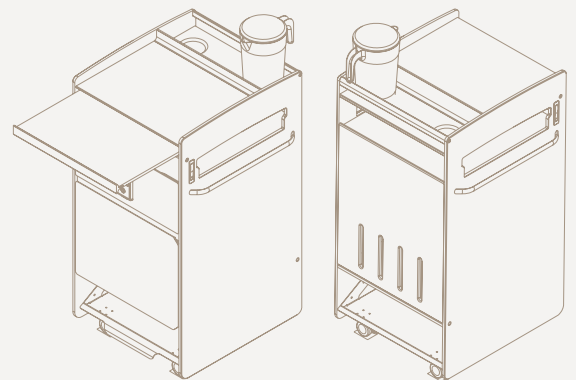
This unit can be customised to your preference in colour, dimensions and features. Feel free to contact our sales department for your needs.

- Size
- Colour
- Finishes
- Hardware



Optional Features

- Recess cup seat on worktop
- Side towel rails left and right
- Key lock or manual combination lock
- Premium drawer runner – Blum
- USB charging ports inside drawer with power coil
- Sensor-activated auto nightlight
- Shoe compartment with ABS removable key
- Special request for high-matching colour



Systemz Pte Ltd

16 Sungei Kadut Way
Singapore 728793
+65 6465 0387 (Main)
+65 6465 0656 (Fax)
www.systemz.sg
info@systemz.sg

designed
& manufactured



Singapore